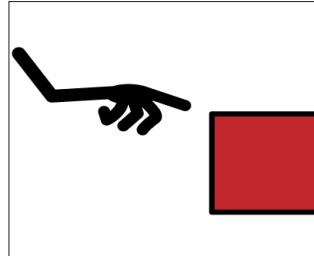





## CORE WORD OF THE WEEK

# THIS & THAT



### WHYS & WAYS FOR 'THIS' & 'THAT'

WHYS (REASONS TO COMMUNICATE)	WAYS (TO USE THE TARGET WORDS)
----------------------------------	-----------------------------------

### EXPRESSING NEEDS AND WANTS

Choice making	this! that!
Gaining attention	this! that! look at this! look at that!
Requesting	want this/that, I want this/that, I want this/that now
Refusing, rejecting, protesting	not this, not that not want this, not want that I don't want this, I don't want that stop this, stop that

### GETTING AND GIVING INFORMATION

Simple commenting	this one! that one!
Express feelings	this makes me feel __, that makes me feel __
Asking for information	what this? what that? what is this? what is that? where this? where did this go? where can this go? where that? where did that go? where can that go? who this? who has this? who has one like this? who that? who has that? who had one like that? when this? when did you get this? when that? when did you get that? how this? how does this work? how did you get this? how that? how does that work? how did you get that? why this? why are we doing this? why do you have this? why that? why are you doing that? why do you have that? how much for this? how much for that? can I have this? can I have that? do you have this? do you have that? do you see that?
Give opinions	I think that is ____, I think this is I like this, I don't like this, I like that, I don't like that
Give descriptions	this is big, that is little, that one is bigger, this one is the biggest

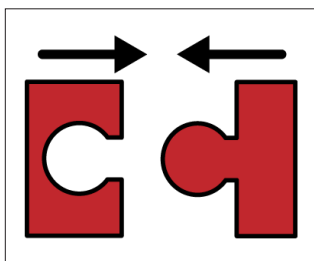


Discuss (comments/directions)	go to this, go to that, come to this, come to that get this, get that, give this, give that, take this, take that have this, have that look at this, look at that, see this, see that put on this, put on that put it in/on/under this, put it in/on/under that make this, make that open this, open that do this, do that play with this, play with that know this, know that say this, say that All combined with pronouns, e.g. I get this, you make that, she open this, etc. All combined with time words, e.g. get this now, make this first, open that later, etc.
Talk about past events	we did this, we did that, I got this, I got that, etc
Talk about future events	we will do this, we will do that, I will get this, I will get that, etc.
Tell a story that really happened	I did this, I did that, after that happened __ this made me feel very curious, so I __
Tell an imaginary story	This is a story about...
Plan	This first, then that.
Explain	I/we have this because..., I/we get that because...

**SOCIAL INTERACTION**

Greeting / saying goodbye	this has been great!
Simple politeness	can I have that please? could you help me with this please?
Conversational skills	what do you think of this/that? what is that?
Tease / Flirt / Giving compliments	that's it! that's no good, that'll do! this is it! this'll do!
Tell jokes	this one is really funny - want to hear it?
Negotiate	if you get that, then __; when we are done with this, then __


**SPECIFIC GRAMMAR**



1. Use grammar supports to model that > those, this> these




## IDEAS FOR USING 'THIS' & 'THAT'



1. Watch the Angelman Syndrome Foundation Communication Training Series video that covers teaching “this” and “that”: [youtu.be/\\_qgW4g9LKYA](https://youtu.be/_qgW4g9LKYA), [youtu.be/Si-MDNKQTag](https://youtu.be/Si-MDNKQTag), [www.angelman.org/wp-content/uploads/2016/04/CTS-Webinar-Core-Set-8.pdf](http://www.angelman.org/wp-content/uploads/2016/04/CTS-Webinar-Core-Set-8.pdf)
2. Work on opposites to describe objects: THIS is wet, THAT is dry, THIS is clean, THAT is dirty, THIS is big, THAT is little, etc.
3. Nursery Rhyme: “This old man”, “This little piggy”
4. During craft activities, give directions as you are making, e.g. Put it on THIS one, put it on THAT one, get THAT one, get one like THIS, etc.
5. Type “THIS/THAT” into a google image search, for lots of fill in the blank grammar worksheets for this and that.
6. THIS & THAT is a highly functional pronoun that can stand in the place of nouns in many activities. This allows you to model language on the home page, without having to navigate to fringe folders. You could model “I like cake”, but staying on the home page you could also simply model “I like that” (and perhaps pointing to the cake picture in the magazine).

## LITERACY SUGGESTIONS



1. The following books have repeated lines with the word “this” & “that”:
  - *This and That*, by Mem Fox and Judy Horacek
  - *This or That: A Busy Morning*, by Wendy Kronick
  - *This Cat and That's That*, by Rob Sterling
  - Classic story: *This is the house that Jack Built*
  - *You Choose*, by Pippa Goodhart and Nick Sharatt
2. Try sharing these Tar Heel Readers:
  - [tarheelreader.org/2016/06/07/transportation-23/](http://tarheelreader.org/2016/06/07/transportation-23/)
  - [tarheelreader.org/2016/05/26/robot-dinosaurs/](http://tarheelreader.org/2016/05/26/robot-dinosaurs/)



- [tarheelreader.org/2016/05/03/big-machines-7/](http://tarheelreader.org/2016/05/03/big-machines-7/)
  - [tarheelreader.org/2016/01/19/pretty-angel-kitties-by-ek/](http://tarheelreader.org/2016/01/19/pretty-angel-kitties-by-ek/)
3. Write different lists of things you need make this cake versus that cake. (or any other thing).
  4. Predictable chart writing, such as “This is \_\_\_”, “That is \_\_”
  5. Write a THIS or THAT quiz for class members to take. Model language such as “Do you like THIS or THAT?” Tally results and make a graph.